

Super-shaping Massager

----Designed for your beauty



Operating Guide

User Instruction



● Abdomen massage



● Waist massage



● Back massage



● Buttocks massage




● Calves massage



● Thighs massage



● Fore arm massage



● Upper arm massage

Maintenance and storage

- Place product in its box or in a safe, dry, cool place.
- Do not place the machine near heater or other fire place, do not exposure the machine in sunlight for a long time.
- Do not use thinner, volatile oil, bleach or other corrosive liquid to clean this machine.
- Be sure to unplug the machine before cleaning.
- Do not wash the unit, please use a wet cloth.
- The unit is specially designed and manufactured, do not need periodic lubrication or maintenance.

Parts



• Belt buckle



• Massage rollers





• Adapter



• Magic belt

Method of use

- Tie the product on abdomen or other parts where need to be massaged, and adjust to a comfortable position.
- Insert the power cord and DC head, product will enter standby mode, the indication light is on.
- Power on/off: Press , product begins to massage, default mode is Mixing mode (the indication light turns red), press  again, it will power off. Working time is 15 minutes automatically.
- Mode select: There are 3 kinds of modes, Mixing mode, Oscillating mode, Kneading mode. Every press "Mode", it will change as Oscillating mode(indication light turns blue)—Kneading mode(indication light turns green)—Mixing mode(indication light turns red).
- Under the two modes of Mixing and Oscillating, there are 5 operating programs and 3 levels of intensity.
Operating program: Intelligent mode, Uniform mode, Wave mode, Pulse mode and Saw tooth mode. Once power on, the machine will enter the preset intelligent mode, every press of "Prog", it starts working from Uniform mode—Wave mode—Pulse mode—Saw tooth mode until Intelligent mode in cycle.
Intensity: There are 3 levels of intensity, Low, Middle and High. Preset intensity is low, every press of "Stre", it will work from Middle—High until Low in cycle.
- Under the Kneading mode, the heating function is on by default. Press "Stre", the heating function is off, another press "Stre", it begins to heat again.
Every press of "Prog", the rotation direction of massage roller will change.

Thanks for choosing the Super-shaping Massager. Before using the unit, please read the instruction carefully and the manual should be well kept for future reference.

Notes

- Please use under the right voltage indicated by unit label.
- Do not use before or after meal in one hour.
- Do not try to prevent the massage rollers working, in case of damage or body injury.
- Do not stress, step on or sit on the product.
- The product is not intended for use by children, children should be supervised to ensure that they do not play with it.
- The product is not intended for use by persons with reduced physical, sensory or mental capabilities, unless they have been given supervision or instruction concerning use of the product by a person responsible for their safety.
- If the product is damaged, stop using, in case of body injury.
- When do abdomen massage, suggest wearing sports pant or casual pant which without using leather belt.
- Do not dismantle or attempt to repair the product by yourself.
- Never sleep during use of product, to avoid injury.
- Do not use the product with poor ventilation, e.g. under blanket or quilt. Otherwise, excess heating will occur, which may cause fire, electric shock or injury to the user.
- The continuous operating time of the machine should be no more than 30 minutes.
- If the power cord damaged, in order to avoid dangerous, replacement or repair must by the manufacture, repair department or other similar full-time staffs.
- If anomaly or fault happened, immediately stop using the unit, unplug from the socket and contact with reseller as soon as possible.
- Skin itching after using is a physiological phenomenon of massage, not adverse effects.

Use Environment

Do not use the product under dusty or humid places (such as the bathroom, etc.)

- Using under the temperature between 0-40°C.
- Do not use this product near a heater or electric stove, avoiding sunlight exposure.
- This product is for home use only.

Applicability of the user

Consult doctor's advice before use this product if:

- People who is receiving medical treatment.
- Cancer patients.
- Pregnant women and women who is in menstrual.
- Patients with serious heart disease.
- People whose skin is injured or inflamed.

Characteristics

- The product is novel and fashion, applicable to the majority of people.
- The massage rollers perfectly simulate the hands of a professional masseur, which will make you more comfortable and relaxed.
- Patent-pending technology combines oscillating with kneading massage for more effective shaping.
- Functional diversity, kinds of massage modes for your choice.
- Auto-timer ensures each massage session runs for 15 minutes for best results.